

Creating a Children, Young People & Families Plan

Robert Henderson

Executive Director of Children, Families & Education

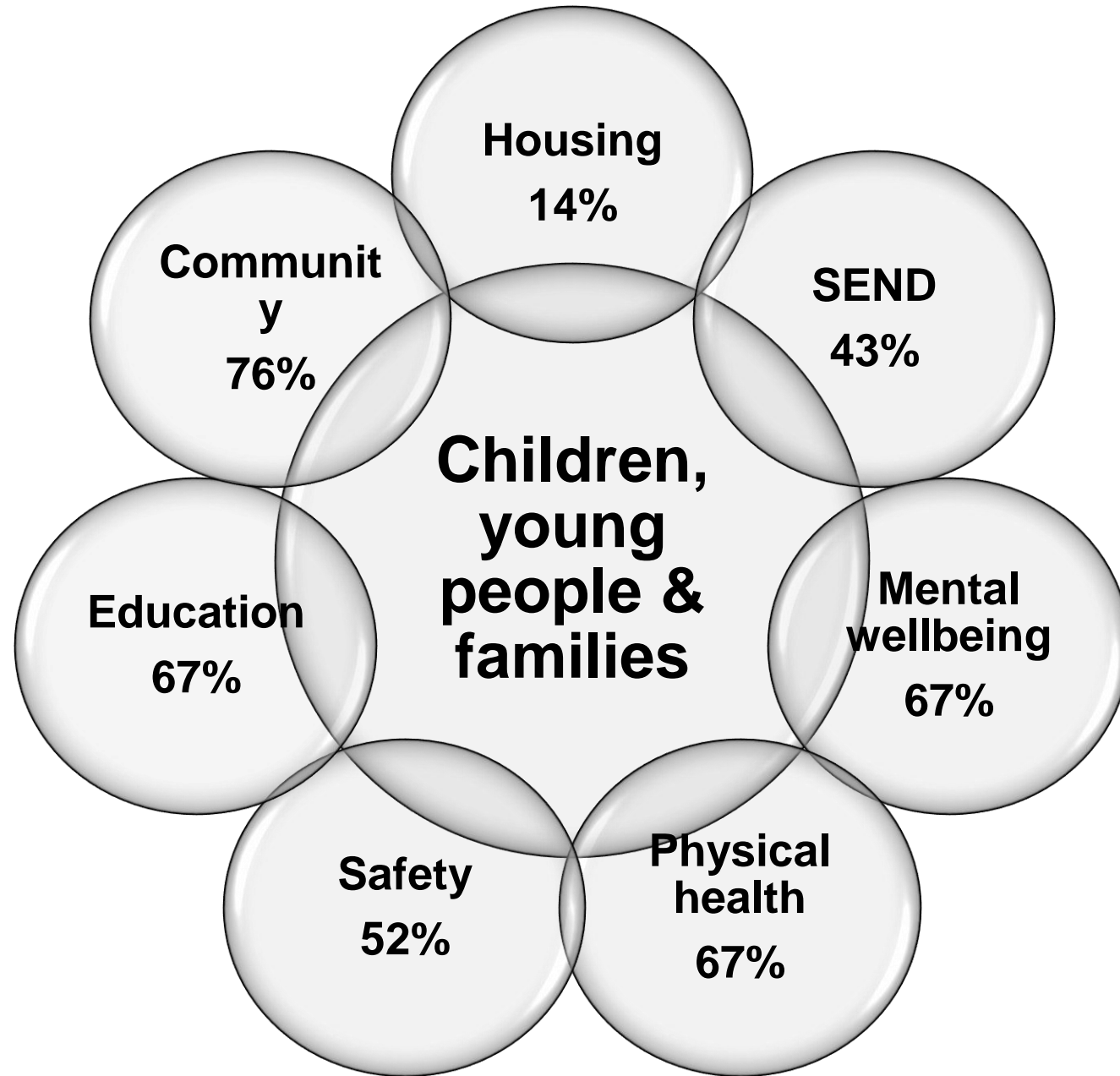
21/01/2020

**What are we trying to
achieve?**

A four year **partnership plan** to drive our strategic ambition for, and with, children, young people and their families in Croydon.

Early intervention will be at the heart of the plan, and it will detail partnership priorities, accountable to the LSP.

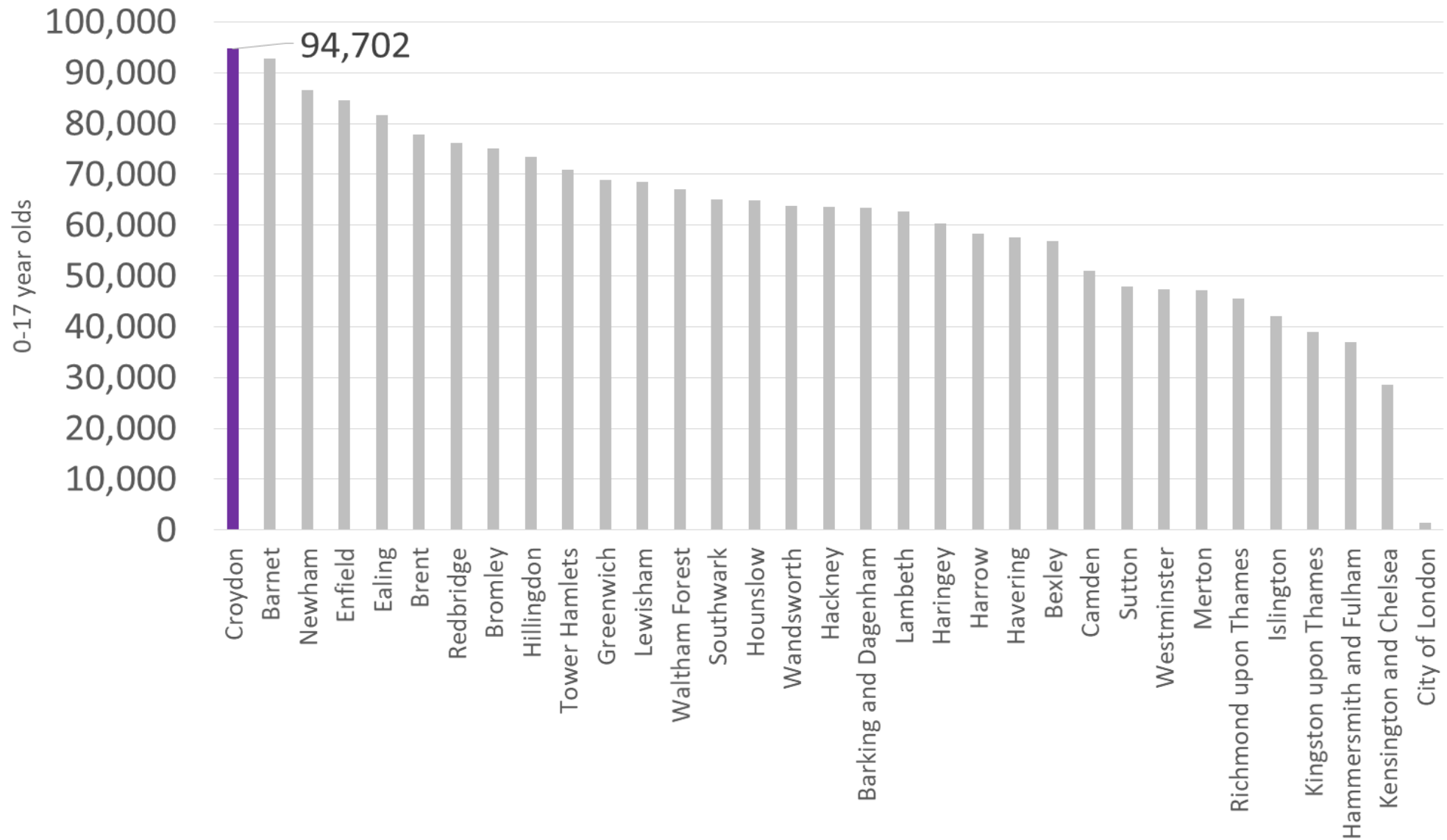
What are Croydon's current priorities?



This diagram illustrates the percentage of organisations that included each theme in their response

What does the evidence tell us?

Total number of 0-17 year olds - 2018



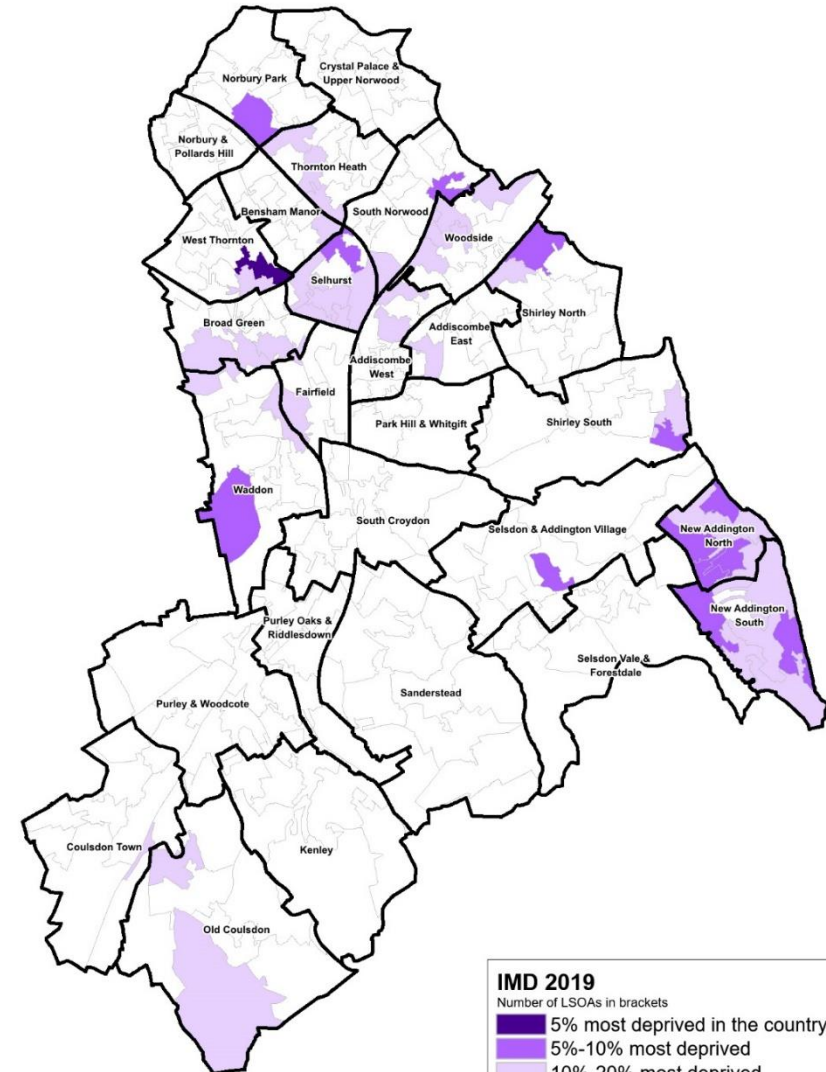
Indices of Deprivation 2019
Income deprivation among children index (IDACI)
Croydon Lower Super Output Areas (LSOAs)

Croydon is the **14th** (out of 33) most deprived London Borough (Income affecting children)
(17th in IMD 2015)

485 (0.5%) 0-17 year olds in Croydon live amongst the 5% most deprived area (LSOA) in the country.

This LSOA is **the most deprived in London** and 75th out of 32,844 in the country.

23,335 (24.6%) 0-17 year olds in Croydon live amongst the 20% most deprived area in the country



IMD 2019	
Number of LSOAs in brackets	
5% most deprived in the country	(1)
5%-10% most deprived	(13)
10%-20% most deprived	(31)
Not in 20% most deprived	(175)

Reproduced by permission of Ordnance Survey on behalf of HMSO. © Crown copyright and database right 2019 OS Licence number 10001927

What are our key challenges?

Safety

- Croydon had more “Children in need” episodes than any other London borough in 2018/19
- Croydon has the highest number of Children looked After in London
- Croydon has 5th highest rate of first time entrants into the youth justice system

Health

- 31.4% of children in Croydon received a 2-2½ year review by a health visitor - the lowest rate in London
- 38.6% of Year 6 children in Croydon as overweight, this is the 13th highest rate in London

Education

- Croydon has the 4th lowest average attainment 8 score in London

Developing our plan

Our approach:

1. Identify and map existing synergies
2. Engage with children and young people for feedback
3. Test current priorities
4. Identify areas of challenge and anything missing
5. Create a high level plan for the next four years

**Feedback from children and
young people**

Plans from other boroughs

What do you like? What don't you like? (Look and feel)

Priorities

How important do you think our current priorities are?

(On a scale of 1-5)

What are the key challenges? Is anything missing?

Who did we ask?

Total number of provisions visited: **16**

Total number of sessions run: **20**

Total number of children and young people engaged: **195**

What did they like?

- Diagrams and statistics
- Vibrant colours
- Accessible language
- Representations of diversity

What didn't they like?

- Wordiness
- Small fonts
- Not relatable
- Lack of pictures

What was missing?

- Global warming and climate change
- Brexit
- NEET
- Equal opportunities and addressing bullying

Workshop with partners

We held a session with partners to feedback on our engagement with children and young people.

Our partners helped us to start shaping what our outcomes and priorities could look like based on this feedback.

They came up with three key DRAFT outcomes...

All children and young people:

- access learning and are supported to do well
- are encouraged to be active and feel good
- feel safe in their homes, schools and communities

Next steps

Consultation: 22nd January – 2nd March

- A draft plan will be published on the Get Involved platform
- It will be circulated back to forums, schools, staff, partners, parents

What will we be asking?

- We'll be asking people to comment on our draft high level plan outcomes.
- Do our priorities feel right?
- Is anything missing?
- What are we doing well?
- What are we not doing so well?

Questions

Thank you

Robert Henderson

Executive Director of Children, Families and Education